

## ACCESSORY DATA SHEET

- A Shade Pocket can be installed prior to hanging your shades, and allows you to create a fully encased area for your shades to roll-up inside.
- Can be combined with our Bottom Closure and Pocket End Caps for a more complete and finished look.
- Content: Aluminum Alloy
- Can be cut to size or shipped in full-length pieces.
- Standard available length is 10' (120")
- Available in White (-10) only.



White (-10)

This pocket is compatible with the following shading systems:

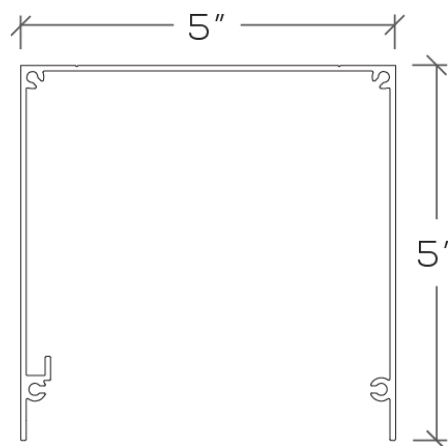
- HeliaRise H100 SoloMount
- HeliaRise H100 Slim
- HeliaRise H200 SoloMount
- HeliaRise H200 Slim
- MotoRise MR150 SoloMount
- MotoRise MR150 Slim
- MotoRise MR250 Slim

This pocket is compatible with the following accessories:


- 2" Bottom Closure
- 3" Bottom Closure

## 5" X 5" SHADE POCKET

Part Number:  
 CP55-10 (White)



### OPTIONAL END CAPS- CPE55-10



## ACCESSORY DATA SHEET

## 5" X 5" SHADE POCKET WITH TILE SUPPORT

- A Shade Pocket can be installed prior to hanging your shades, and allows you to create a fully encased area for your shades to roll-up inside.
- These Shade Pockets come with Tile Support, and are intended for use with drop or grid ceiling and other applications.
- Can be combined with our Bottom Closure and Pocket End Caps for a more complete and finished look.
- Content: Aluminum Alloy
- Can be cut to size or shipped in full-length pieces.
- Standard available length is 10' (120")
- Available in White (-10) only.



White (-10)

This pocket is compatible with the following shading systems:

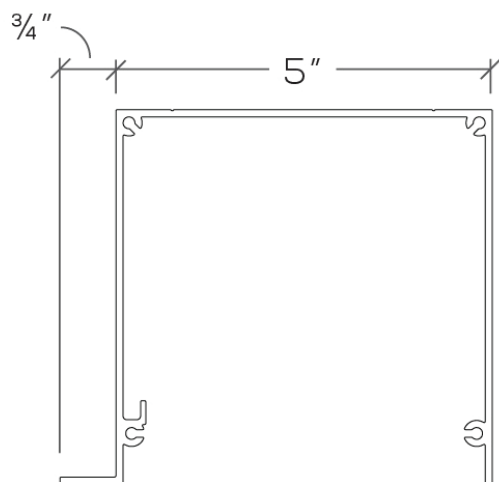
- HeliaRise H100 SoloMount
- HeliaRise H100 Slim
- HeliaRise H200 SoloMount
- HeliaRise H200 Slim
- MotoRise MR150 SoloMount
- MotoRise MR150 Slim
- MotoRise MR250 Slim

This pocket is compatible with the following accessories:

- 2" Bottom Closure
- 3" Bottom Closure

Part Number:

CP55TS-10 (White)



### OPTIONAL END CAPS- CPE55-10

